Trindel Insurance Fund
Account #10210

Portfolio Summary

As of 3/31/2016

PORTFOLIO CHARACTERISTICS

Average Duration	1.82
Average Coupon	1.22 %
Average Purchase YTM	1.09 %
Average Market YTM	0.86 %
Average S&P/Moody Rating	AA/Aa1
Average Final Maturity	1.89 yrs
Average Life	1.86 yrs

ACCOUNT SUMMARY

	Beg. Values as of 2/29/16	End Values as of 3/31/16
Market Value	16,305,241	16,361,691
Accrued Interest	49,055	44,415
Total Market Value	**16,354,297**	**16,406,107**
Income Earned	14,043	14,568
Cont/WD		-104
Par	16,249,492	16,275,992
Book Value	16,254,733	16,273,837
Cost Value	16,312,073	16,313,673

TOP ISSUERS

Issuer	% Portfolio
Government of United States	21.1 %
Federal Home Loan Mortgage Corp	17.3 %
Federal National Mortgage Assoc	16.6 %
Federal Home Loan Bank	16.4 %
Intl Bank Recon and Development	2.3 %
IBM Corp	1.6 %
United Technology Corp	1.5 %
ChevronTexaco Corp	1.5 %
	78.4 %

SECTOR ALLOCATION

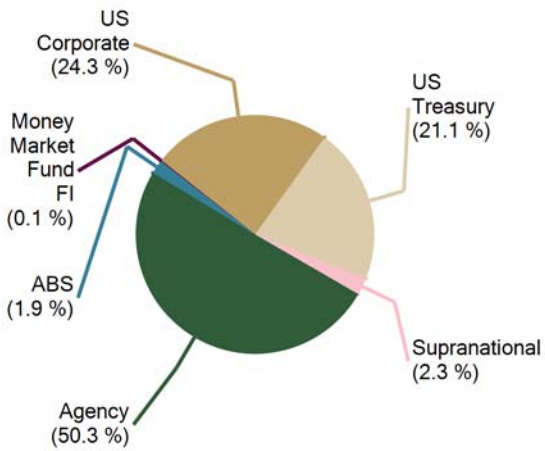

MATURITY DISTRIBUTION

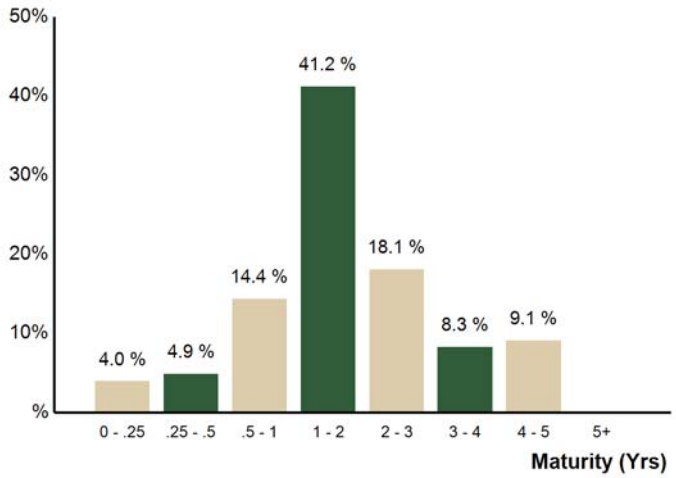

CREDIT QUALITY (S&P)

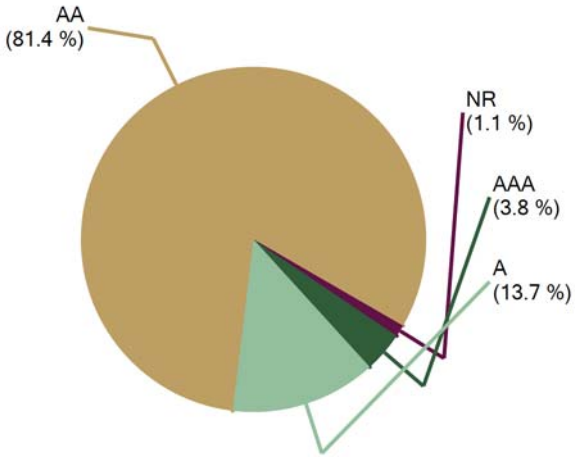

PERFORMANCE REVIEW

Total Rate of Return As of 3/31/2016	Current Month	Latest 3 Months	Year To Date	1 Yr	Annualized 3 Yrs	Annualized 5 Yrs	Annualized 10 Yrs	Annualized 3/31/2014	Since 3/31/2014
Trindel Insurance Fund	0.32 %	1.06 %	1.06 %	1.17 %	N/A	N/A	N/A	1.18 %	2.37 %
BAML 1-3 Yr US Treasury Index	0.17 %	0.90 %	0.90 %	0.92 %	N/A	N/A	N/A	0.96 %	1.93 %